

### Flammed Triplets Fill


1) We start by playing 1/8th note triplets with the hihat on the 1/4 note:

Sticking: R L R L R L R L R L R L

Drum Set 


2) We're now accenting each **left hand**:

Sticking: R L R L R L R L R L R L


Drum Set 

3) This is the tricky bit. Slot in an extra quiet right hand hit before each of those accented left hands, and you'll be flaming the notes:

Sticking: R rL R rL R rL R rL R rL

Drum Set 

4) Now, split the above part up into groups of two and play it around the kit:

Drum Set 

5) Set the context for the fill by laying down a tasty groove, before launching into the fill and flying round the kit.

Make sure your entrance into and exit from the fill are clean!

Drum Set 