

Fives As Threes


1) Lets start by playing quintuplets and placing a 1/4 note hihat underneath them:

Sticking: r l r l r l r l r l etc

Drum Set 


2) This is where it gets trickier. Take the first, fourth, seventh etc hits and place them, for the right hand, on the ride cymbal and, for the left hand, the hihat. Keep the hihat on 1/4 notes. This is tricky and will (probably) require lots of practice:

Sticking: r l r l r l r l r l etc


Drum Set 

3) Now, lets change the sticking:

Sticking: r l l r l l etc


Drum Set 

4) Place a bass drum under each ride cymbal:

Drum Set 

5) Take the left hand hits around the kit:

Orchestration: snare high floor high snare high floor

Drum Set 

6) Finally, set up the above part with a couple of bars of groove and enjoy! Simple :-P

Drum Set 