

Basic Grooves With Sixteenth Notes

To start with lets take The Money Beat, but play it without using your left hand. This means there is no hihat hit on beats three and seven, because at that point the right hand has moved over to play the snare.

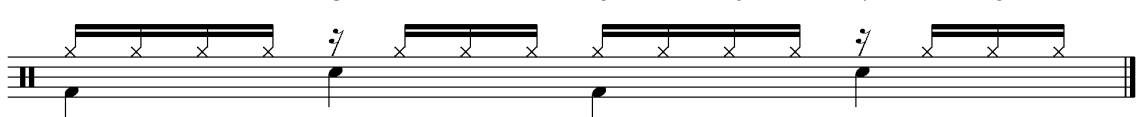
Count: 1 2 3 4 5 6 7 8

Drum Kit 

To switch the groove over to sixteenth notes, we put a left hand in between every right hand, effectively doubling the speed of the hihat.


Sticking: r l r l r l r l etc

Count: 1 2 3 4 5 6 7 8

Drum Kit 

Lets try a couple of different bass drum positions, whilst keeping the hands the same. Here we add the bass drum on beat six:

Count: 1 2 3 4 5 6 7 8

Drum Kit 


With bass drums on four and five:

Count: 1 2 3 4 5 6 7 8

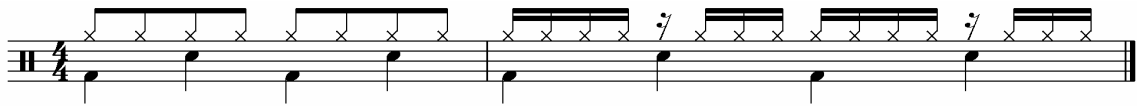
Drum Kit 

With bass drums on four and six:

Count: 1 2 3 4 5 6 7 8

Drum Kit 

Finally, I would encourage you to practice two additional things. Firstly, practice switching between 1/8th notes and 1/16th notes - its very important that you are able to do so comfortably. Secondly, try moving the left hand on to the snare drum. This creates a groove that feels different.

1) 

2) 