


Getting The Jazzy Bass Drum


Its important that your bass drum gets used to playing different parts underneath the flow of jazz time, without interrupting the groove. The first example to look at is below, with the bass drum on beats one and three:

Count:            1                            2                            3                            4

Drum Set 

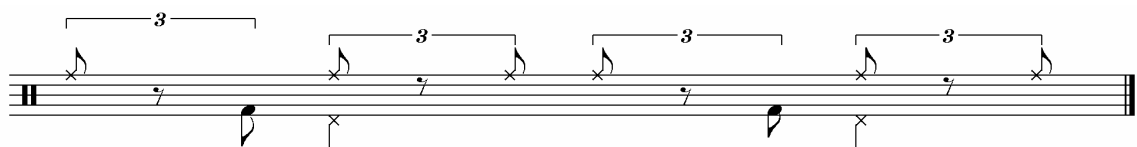
Next, switch those kick hits to beats two and four. Remember to keep them quiet!

Count:            1                            2                            3                            4

Drum Set 


Now we're going to switch them to off-beat positions, which makes the groove sound more jazzy. This example has the kick on the back of beats one and three:

Count:            1                            +                            2                            +                            3                            +                            4                            +

Drum Set 

Now on the back of two and four: Notice that the kick drum here occurs under the swung ride cymbal.

Count:            1                            2                            +                            3                            4                            +

Drum Set 

Finally, as a challenge, try placing bass drums on the back of each beat - this feels really jazzy and is an important exercise to master!

Drum Set 